



KnE Life Sciences


Knowledge E
Engaging minds

The 1st International Conference on Global Health

9-11 November 2017

ISSN 0877-2413



www.KnEpublishing.com

PUBLISHED

• 2018-01-11

[KnE Life Sciences](#) / The 1st International Conference on Global Health

For the last decade, the top 10 causes of death across the world have shifted slightly. According to CDC (Center of Disease Control and Prevention), the deaths caused by communicable diseases have reduced and by non-communicable diseases have increased. This phenomenon is also happening in Indonesia. However, unlike in developed countries, the epidemiologic transition is not complete—communicable diseases remain a burden. The decline of communicable diseases is very modest, thus creating a double burden of diseases. Additionally, emerging infectious disease has also become a concern.

As the most reputed university in Indonesia, Universitas Indonesia, has taken into account to develop solutions to tackle these global health problems. This encouraged the University to actively seek global solutions and hold the 1st International Conference on Global Health—an event in which experts concerned and experienced with global health issues came together and held discussions. This conference will be held annually and is a distinguished event for experts, academicians, practitioners, and other people concerned about global health.

Conference date: 9–11 November 2017

Location: JS Luwansa Hotel, Jakarta, Indonesia

Editors: Dr. Budi Utomo, MPH, Ph.D.—Faculty of Public Health, Universitas Indonesia, Indonesia; Dr. Sabarinah—Faculty of Public Health, Universitas Indonesia, Indonesia; Indri Hapsari Susilowati, Ph.D.—Faculty of Public Health, Universitas Indonesia, Indonesia; and Prof. Orawan Kaewboonchoo—Faculty of Public Health, Mahidol University, Thailand

Organizers: Health Sciences Cluster of Universitas Indonesia—Faculty of Medicine, Faculty of Dentistry, Faculty of Public Health, Faculty of Nursing, and Faculty of Pharmacy

Sponsor: Directorate Research and Community Engagement, Universitas Indonesia

Published: 8 January 2018

ISSN: 2413-0877

Table of Content (The 1st International Conference on Global Health)

Toddlers' Eating Behavior in Slum Urban and Semi Urban Communities: Study in Kampung Melayu and Bantul, Indonesia

Evi Martha, Tiara Amelia, Myranti

Pages 1-7, <https://doi.org/10.18502/kls.v4i1.1360>

Effects of Restrained, External, and Emotional Eating Styles on Weight Gain Among Female Students at Faculty of Public Health, Universitas Indonesia

Nindhita Priscillia Muharrani, Engkus Kusdinar Achmad, Trini Sudiarti

Pages 8-17, <https://doi.org/10.18502/kls.v4i1.1361>

Factors in the Sexual-Related Behaviour of Students in Makassar

Musyarrafah Hamdani, Sabarinah , Tri Krianto

Pages 18-27, <https://doi.org/10.18502/kls.v4i1.1362>

Determinants of Birth Delivery Assistance in Six Indonesian Provinces, 2012

Sri Rahayu Ningsih, Sabarinah , Iwan Ariawan

Pages 28-38, <https://doi.org/10.18502/kls.v4i1.1363>

The Ability to Meet the Elderly's Basic Needs for Healthy Ageing in Low- and Middle-Income Countries

Amelia Anggarawati Putri, Chairunnisa Niken Lestari

Pages 39-46, <https://doi.org/10.18502/kls.v4i1.1364>

The Risk of Cervical Cancer from Smoking in Indonesia

Besral , Ivan Arif Pratama

Pages 47-54, <https://doi.org/10.18502/kls.v4i1.1365>

Risk of Tuberculosis among Prisoners: A Case Control Study in Narcotics Prison Class II A Jakarta

Rosalina Thuffi, Milla Herdayati, Besral

Pages 55-61, <https://doi.org/10.18502/kls.v4i1.1366>

Effects of Rabies Elimination Program on Rabies Cases in Bali, 2008–2015

Ayu Putu Madri Dewi, Pandu Riono, Muhammad Noor Farid

Pages 62-73, <https://doi.org/10.18502/kls.v4i1.1367>

Habit of Smoking Family Members at Home to Successful Smoking Cessation in Indonesia

Vebby Amellia Edwin, Besral

Pages 74-83, <https://doi.org/10.18502/kls.v4i1.1368>

Urinary S-Phenylmercapturic Acid (S-PMA) Level as Biomarkers of Exposure to Benzene in Informal Shoes Industrial Workers, Cibaduyut Bandung

Puri Wulandari, Bambang Wispriyono, Laila Fitria, Haryoto Kusnoputranto, Syafran Arrazy, Bayu Rizki Sanjaya

Pages 84-92, <https://doi.org/10.18502/kls.v4i1.1369>

Personal Hygiene and Sanitation in Cafeterias at University X in Depok, Indonesia

Lassie Fitria, Dewi Susanna, Tris Eryando

Pages 93-102, <https://doi.org/10.18502/kls.v4i1.1370>

Environmental Factors and Lung Function Impairment among Household Industrial Workers of Stone-Carving Crafts at Maritengngae Subdistrict, Sidrap Regency 2016

Haeranah Ahmad, Ririn Arminsih Wulandari

Pages 103-111, <https://doi.org/10.18502/kls.v4i1.1371>

A Study of Female Sex Workers in Industrial Areas of the Sukabumi District, 2016

Dewi Susanna, Tris Eryando, Dian Pratiwi, Dian Hendayana

Pages 112-118, <https://doi.org/10.18502/kls.v4i1.1372>

Analysis of the Risk Factors of Dengue Hemorrhagic Fever (DHF) In Rural Populations in Panongan Subdistrict, Tangerang 2016

Deborah Siregar, I Made Djadja, Ririn Arminsih

Pages 119-128, <https://doi.org/10.18502/kls.v4i1.1373>

Well-Water Consumption of High Cadmium and the Resulting Urinary Cadmium Levels in a Community near a Dumping Site

Yulia Khairina Ashar, Zakianis , Ririn Arminsih Wulandari, Dewi Susana

Pages 129-138, <https://doi.org/10.18502/kls.v4i1.1374>

Particulate Matter 2.5 Concentration and Subjective Acute Respiratory Effects among Production Workers at a Cement Factory

Anisa Kurniati, Zuly Prima Rizky, Doni Hikmat Ramdhan

Pages 139-148, <https://doi.org/10.18502/kls.v4i1.1375>

Physiological and Psychological Effects of Heat Stress on Automotive Manufacture Workers

Atiq Amanah Retna Palupi, Zuly Prima Rizky, Nurul Puspita, Hardy Atmajaya, Doni Hikmat Ramdhan

Pages 148-155, <https://doi.org/10.18502/kls.v4i1.1376>

Analysis of Personal Exposure to Particulate Matter 2.5 and Subjective Respiratory Disease among Mechanical Test Officers

Aisyah Indriani, Anisa Kurniati, Doni Hikmat Ramdhan

Pages 156-164, <https://doi.org/10.18502/kls.v4i1.1377>

Emotional Problems in High School Students in Jakarta

Nova Riyanti Yusuf, Sabarinah

Pages 165-174, <https://doi.org/10.18502/kls.v4i1.1378>

Effect of Stress on Hypertension in Individuals Older than 45 Years of Age in the Salted Fish Industry Area of Palembang in 2016

Nopa Arlianti, Dewi Susanna, Tris Eryando, Ayu Indriyani, Arni Widiarsih

Pages 175-181, <https://doi.org/10.18502/kls.v4i1.1379>

The Effect of Harm Reductions Program on the Injection Behavior of Injection Drug Users in Indonesia

Istiqomah Nur Ocnisari, Besral

Pages 182-189, <https://doi.org/10.18502/kls.v4i1.1380>

Willingness to Pay for National Health Insurance Among Motorcycle Taxi Driver in Depok City, Indonesia

Rasti Oktora, Pujiyanto

Pages 190-200, <https://doi.org/10.18502/kls.v4i1.1381>

One Health Approach to Dengue Haemorrhagic Fever Control in Indonesia: A Systematic Review

Maman Saputra, Husda Oktaviannoor

Pages 201-221, <https://doi.org/10.18502/kls.v4i1.1382>

Policy Analysis toward the Effectiveness of Implementation of a Referral Program on Indonesia Social Health Insurance: Lessons Learned from Depok City Hospital in Indonesia

Rakhmawati Caesaria, Wahyu Sulistiadi, Astia Dwiputri Lestari, Fadlia Murtafia

Pages 222-228, <https://doi.org/10.18502/kls.v4i1.1383>

Arbi Care: An Educational Game Innovation To Increase Healthy Behavior Among Preschoolers

Arbianingsih , YeniRustina , Tri Krianto, Dian Ayubi

Pages 229-236, <https://doi.org/10.18502/kls.v4i1.1384>

Motivation of Strategic Health Workers to Work in Remote, Border, and Outer Island Areas (RBOIA) of Indonesia

Ni Nyoman Dwi Sutrisnawati, Dumilah Ayuningtyas, Indriya Purnamasari

Pages 237-247, <https://doi.org/10.18502/kls.v4i1.1385>

Differences in the Cardiorespiratory Fitness of Employees of PT Pos Indonesia Regional IV Jakarta Based on Body Mass Index and Other Factors

Rizkya Wida Pradini, Trini Sudiarti, Engkus Kusdinar Achmad

Pages 248-257, <https://doi.org/10.18502/kls.v4i1.1386>

CRITICAL APPRAISAL TOPIC ON PATIENT EDUCATION ON ADVANCE DIRECTIVES IN END-OF-LIFE CARE

Renata Komalasari

Pages 258-263, <https://doi.org/10.18502/kls.v4i1.1387>

Determinants of Student Participation in Drug Prevention Programs in Jakarta and Makassar

Shanti Riskiyani, Sabarinah

Pages 264-271, <https://doi.org/10.18502/kls.v4i1.1388>

Professional Quality of Life as Perceived by New Graduate Nurses

Ni Gusti Ayu Eka, Peggy Tahulending

Pages 272-278, <https://doi.org/10.18502/kls.v4i1.1389>

Millennium Development Goal 5: Afghanistan in Focus

Pratiti Ghosh

Pages 279-287, <https://doi.org/10.18502/kls.v4i1.1390>

A Psychometric Evaluation of The Malay Version of PedsQLTM Family Impact Module among Caregivers of Children with Learning Disabilities

Siti Nor Ismalina Isa, Ismarulyusda Ishak, Azriani Ab Rahman, Nur Zakiah Mohd Saat, Normah Che Din, Syarif Husin Lubis, Muhammad Faiz Mohd Ismail, Nur Riza Mohd Suradi

Pages 288-296, <https://doi.org/10.18502/ks.v4i1.1391>

Preventive Behavior of HIV Transmission among Young Men Having Sex with Men (YMSM) Working in Entertainment Places of Chonburi Province, Thailand

Kanittha Chamroonsawasdi, Sudarat Promsart, Wirin Kittipichai, Koravan Yodmai, Sasidhorn Rujanavej

Pages 297-306, <https://doi.org/10.18502/ks.v4i1.1392>

Research article

Epidemiology of COVID-19 in the Kuningan Regency Tourism Area, Indonesia

Cecep Heriana*, Siti Nunung Nurjannah, Yuli Desi Amalia, and Muhamad Wildan Khaerudin

Institute of Health Science, Kuningan

Abstract.

The transmission of COVID-19 in tourist areas before social restrictions were implemented became a serious problem because in tourist attractions, including in the Cigandamekar tourism area in Kuningan Regency, there was a high potential for contact and rapid transmission and spread. The purpose of this study was to analyze the epidemiological data of COVID-19 in the Cigandamekar tourism area. The sample included 216 people diagnosed with COVID-19. Data were collected through interviews and documentation analysis of the public health center surveillance data, and were analyzed using the Chi-square test. The results showed that the majority of respondents were aged < 65 years (95.4%), were male (54.0%), and did not have comorbidities (81.0%) ($p = 0.022$, $p = 0.038$, $p = 0.033$, respectively). We can conclude that age, sex and comorbidities have a relationship with COVID-19 in the Cigandamekar tourism area. Early vigilance is needed to prevent the transmission of COVID-19 in tourist areas.

Corresponding Author: Cecep Heriana; email: cecepheriana@gmail.com

Published: 3 June 2022

Publishing services provided by Knowledge E

© Cecep Heriana et al. This article is distributed under the terms of the [Creative Commons Attribution License](#), which permits unrestricted use and redistribution provided that the original author and source are credited.

Selection and Peer-review under the responsibility of the ISGH4 Conference Committee.

Keywords: epidemiology, COVID-19, tourism area

1. Introduction

China reports to the WHO on December 31, 2019, that the disease found at Wuhan is a city with 11 million people which is the main transportation. This disease was associated with wet markets that sell fish, marine animals, and various other animals. The first patients who fell ill from this virus were known to be traders in the market. On January 10, 2020, it was identified that the genetics were a new type of coronavirus, beta-coronavirus, and a group with the coronavirus that causes severe acute respiratory syndrome (SARS) and Middle East Respiratory Syndrome (MERS CoV) [1].

Coronaviruses are a group of viruses that can cause disease in animals and humans. Several types of coronaviruses are known to cause respiratory tract infections in humans ranging from coughs, colds to more serious ones such as Middle East Respiratory Syndrome (MERS) and Severe Acute Respiratory Syndrome (SARS). Coronavirus is an RNA virus with a particle size of 120-160 nano-meter. This virus mainly infects animals, including bats and camels [2].

OPEN ACCESS

The pattern of high transmissibility near and before symptom onset and likely short infectious period of the virus could inform control strategies for COVID-19 [3]. The spread of the SarsCov virus is very fast, with the spread of less than a month, this disease has spread in various other provinces in China, Thailand, Japan, and South Korea including in Indonesia. The spread of COVID-19 in Indonesia began when the Chinese government provided an opportunity to repatriate Indonesian citizens from Hubei Province, China. On February 1, 2020, the Indonesian government picked up 243 Indonesian citizens from Hubei using complete PPE and sprayed disinfection, and immediately evacuated them to undergo quarantine and observation for two weeks in Natuna, Riau Islands.

Indonesia is defined as a tourist destination where international and domestic tourists enjoy the tourist attractions [4]. West Java Province has many destinations attracting tourists to visit also has a risk of increasing infectious disease cases. West Java Province is the area with the second-highest number of cases in Indonesia after capital Jakarta with the number of cases on August 17, 2021, with a total of 657,156 cases with a death toll of 11,432 deaths. At the peak of the second case on July 22, 2021, West Java Province was the province with the most daily additions of cases in Indonesia, namely 10,499 cases per day. Until August 2021, all regencies/cities in the West Java Province have found positive cases of Covid-19. The three highest cases are Bekasi City, Depok City and Bekasi Regency, while Banjar City has the lowest Covid-19 cases. The measurement of pandemic control in Indonesia uses a pandemic level from level 1 to 4 and Kuningan Regency is one of the districts included at level 4 in West Java in the period 26 July-1 August 2021.

Kuningan is one of the tourist areas in Indonesia which has a tourist village located at the foot of Mount Ciremai. Several tourist villages in Kuningan are also ranked as the 5th tourist village with the best homestay/tourist lodge in Southeast Asia and the 2nd best tourist village in the CBT (Community Based Tourism) event held by the Ministry of Tourism. Before the social restriction policy at the beginning of the pandemic, tourism in Kuningan Regency was still open, so the potential for transmission of COVID-19 cases in the Cigandamekar tourist area was very high [5]. Based on the evaluation of the COVID-19 surveillance in Cigandamekar District which is a tourist area, it shows that there is good completeness of data in the period March 2020 - March 2021.

The purpose of this study was to analyze the epidemiological data of COVID-19 in the Cigandamekar tourist area, Kuningan Regency.

2. Material and Method

This study uses analytical descriptive research with quantitative methods with a non-reactive research approach. The population and research subjects were 216 community cases in the Tourism Area of Cigandamekar District, Kuningan Regency. The type of secondary data with data analysis using descriptive epidemiological data analysis with a time, place and person approach with Datawrapper and analytical epidemiology with bivariate analysis with Chi-square test with STATA. The variables analyzed were the number of cases based on the time from March 2020- March 2021, based on place and based on population characteristics, namely age, gender and comorbidities.

3. Result

3.1. Descriptive Epidemiology

3.1.1. Distribution case by the time

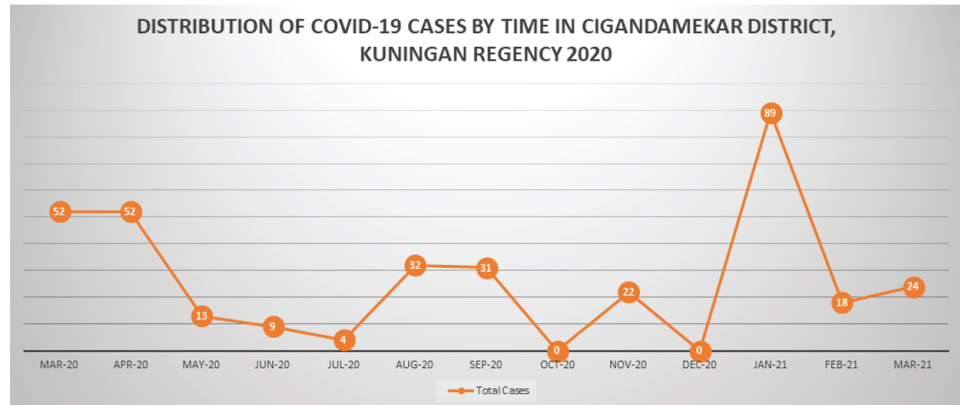


Figure 1: Distribution of Covid-19 by the time in Tourism Area Cigandamekar.

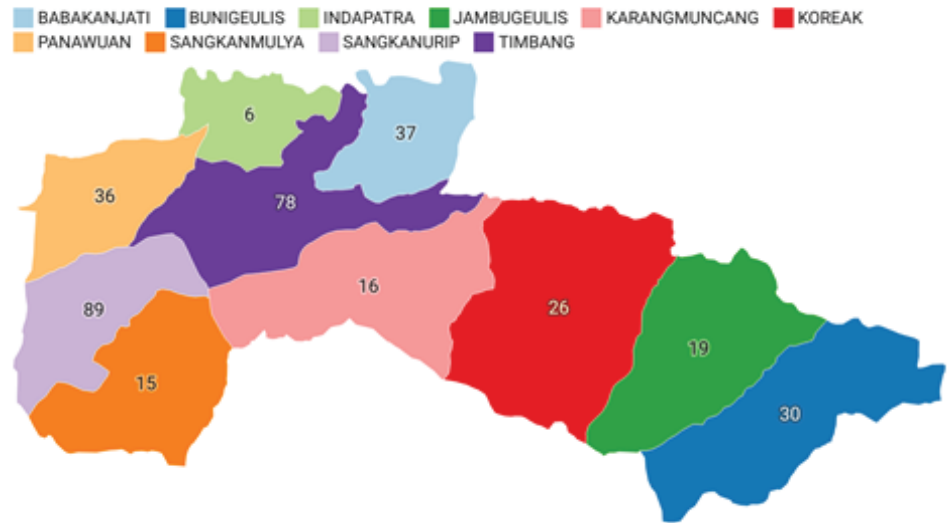
The lowest case was in October 2020 with 0 cases. and the highest cases were in January 2021 with a total of 89 cases. It can be concluded that every month there is a decrease and increase in cases which is influenced by various factors.

1. Distribution case by place

The lowest distribution of COVID-19 cases is based on location in Indapatra Village with a total of 6 cases. Then the highest Covid-19 cases were in Sangkanurip Village with a total of 89 cases.

1. Distribution case by the person

DISTRIBUTION OF COVID-19 CASES BY VILLAGE IN CIGANDAMEKAR DISTRICT, KUNINGAN REGENCY 2020



Map: C. Heriana, dkk • Source: Dinas Kesehatan Kabupaten Kuningan 2020 • Created with Datawrapper

Figure 2: Distribution Covid-19 by Place.

Distribution According to Characteristics of Respondents with Covid-19 Incidence in the Community of Cigandamekar District, Kuningan Regency in March 2020 - March 2021

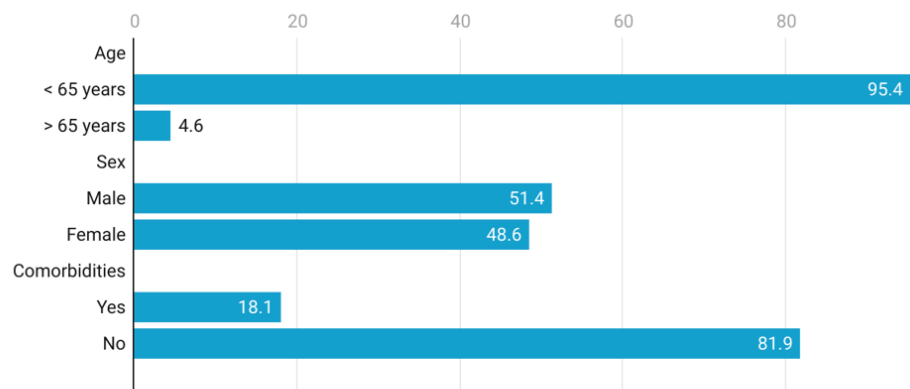


Chart: C. Heriana, dkk • Created with Datawrapper

Figure 3: Distribution by the person characteristics.

It can be concluded that most of the respondents' age is <65 years (95.4%) with most of them being male (51.4%), while for comorbid diseases most of the respondents do not have comorbidities or comorbidities, namely (81.9%).

TABLE 1: Epidemiological Analytic.

Variable	Covid-19						Total		P-Value
	Suspect		Probable		Confirm		n	%	
	n	%	n	%	N	%			
Usia									0,022
< 65 Years	114	55,3	7	3,4	85	41,3	206	100	
> 65 Years	3	30,0	2	20,0	5	50,0	10	100	
Sex									0,038
Male	69	62,2	5	4,5	37	33,3	111	100	
Female	48	45,7	4	3,8	53	50,5	105	100	
Comorbidities									0,033
Yes	14	35,9	3	7,7	22	56,4	39	100	
No	103	58,2	6	7,4	68	38,4	177	100	
Total	117	54,2	9	4,2	90	41,7	216	100	

3.2. Analytic Epidemiology

Based on table 1 above, shows that the results of the chi-square bivariate analysis test, age variable p-value 0.022, gender p-value 0.038 comorbidities p-value 0.033 meaning that there is a relationship between age, gender and co-morbidities with COVID-19 in the Cigandamekar tourist area.

4. Discussion

4.1. The Relationship between age and Covid-19

The results of this study stated that there was a significant relationship between giving age to Covid-19 in Cigandamekar Tourism Area, Kuningan Regency with a significance value of 0.022. The risk of the extent of Covid-19 increases with age: compared with those aged 20 - 39 years (proportion of severe and critical cases, 12.1%), the elderly (80 years) have a higher risk for severe or critical illness (proportion of, 41.3%; risk ratio, 3.61 [95% CI, 3.31-3.95]) whereas younger people (<20 years) had a lower risk (proportion, 4.1%; risk ratio, 0.47 [95% CI, 0.31-0.70]). [6] judging from the risk of death due to exposure to the Covid-19 virus, in terms of age, it was 11% (7/61) aged < 5 years; 4% (1/23) for ages 5 – 9 years; 2% (3/133) for ages 10-19 years; 2% (8/638) for ages 20-29; 3% (26/755) for 30-39 years old; 7% (61/819) for 40-49 years old; 17% (155/941) for ages 50-59 years; 22% (132/611) for age 60-69 years; and 34% (96/284) for age >70

years. Death from Covid-19 can occur at any age, with a risk of death >10% in children aged <5 years and adults aged >50 years [6].

4.2. The Relationship Sex age and Covid-19

The results of this study stated that there was a significant relationship between giving sex to Covid-19 in Cigandamekar Tourism Area, Kuningan Regency with a significance value of 0.038. The Pan (2020) study conducted in China, showed that among the 32,583 confirmed cases of COVID-19, 16817 (51.6%) of them were women who had a higher case rate than men, but men were more likely to be infected. to suffer from a severe or critical illness, because they tend to be smokers [7]. Several studies show the distribution of cases occurs in women (67.1%) men (32.9%) [8]. Result of Research from [9] show that male sex (odds ratio [OR], 2.0; 95% CI, 1.3-3.2; P = .001), severe obesity (OR, 2.0; 95% CI, 1.4-3.6; P = .02), and chronic kidney disease (OR, 2.0; 95% CI, 1.3-3.3; P = .006) were independently associated with intensive care unit admission. Patients admitted to the intensive care unit had a longer length of stay and higher incidence of respiratory failure and acute respiratory distress syndrome requiring invasive mechanical ventilation, acute kidney injury requiring dialysis, shock, and mortality (57 patients [40.4%] vs 15 patients [7.0%]) compared with patients in the general practice unit. Twenty-nine (11.2%) of those discharged from the hospital were readmitted and, overall, 20.0% died within 30 days. Male sex (OR, 1.8; 95% CI, 1.1-3.1; P = .03) and age older than 60 years (OR, 5.3; 95% CI, 2.9-9.7; P < .001) were significantly associated with mortality, whereas African American race was not (OR, 0.98; 95% CI, 0.54-1.8; P = .86)

4.3. The Relationship between Cormobidites and Covid-19

The results of this study stated that there was a significant relationship between giving commodities to Covid-19 in Cigandamekar Tourism Area, Kuningan Regency with a significance value of 0.033. Comorbidity is associated with worse health outcomes, more complex clinical management, and increased health care costs. Comorbidity is the presence of additional diseases in relation to an index disease in one individual. Multimorbidity presence of multiple diseases in one individual. Morbidity the burden is the overall impact of the different diseases in an individual taking into account their severity. The patient's other complexity is the overall impact of the different diseases in an individual taking into account their severity and other health-related attributes [10]. A

meta-analysis of comorbidities in Covid-19 cases, of 1.786 confirmed patients of Covid-19, the most common comorbidities identified were hypertension, cardiovascular and cerebrovascular conditions (11.7%), and diabetes (9.4%). Less common comorbidities are HIV infection and hepatitis B (1.5%), malignant disease (1.5%), respiratory disease (1.4%), kidney disorders (0.8%), and immunodeficiency (0.01%). An estimated 14% and 6% of people with COVID-19 have illnesses critical illnesses [11]. The risk of death from Covid-19 is associated with older age with comorbidities such as hypertension, heart disease, chronic kidney disease or liver disease, clinical diagnosis of pneumonia and some comorbidities with >3 perceived symptoms as well as a shorter time of onset of symptoms entering the body. Patients <50 years with >1 comorbidities have a nearly six-fold higher risk of death than those who do not have comorbidities [6]. Having a higher comorbidity burden (OR, 1.64 [95% CI, 1.54- 1.75]; $P < .001$), a respiratory condition (OR, 4.09 [95% CI, 3.36-4.97]; $P < .001$), circulatory condition (OR, 2.85 [95% CI, 2.34-3.47]; $P < .001$), type 2 diabetes (OR, 2.01 [95% CI, 1.61-2.50]; $P < .001$), kidney disease (OR, 2.82 [95% CI, 2.18-3.66]; $P < .001$), liver disease (OR, 3.33 [95% CI, 2.42-4.57]; $P < .001$), or autoimmune disease (OR, 2.44 [95% CI, 1.94-3.06]; $P < .001$) were associated with positive test results [12]

5. Conclusion

From the results epidemiological descriptive of the research that has been done, it is concluded that there is a distribution by time volatile cases, the highest Covid-19 cases were in Sangkanurip Village, most of the respondents' age is <65 years, with most of them being male, while for comorbid diseases most of the respondents do not have comorbidities or comorbidities. From the results epidemiological analytic relationship between the age, sex, comorbidities to the incidence of Covid-19 in Cigandamekar Tourism Area, Kuningan District. add recommendation for future, including practical implication or future research implication

References

- [1] Liu W, Zhang QI, Chen J et al. Detection of Covid-19 in children in early January 2020 in Wuhan, China. *New England Journal Medicine*. 2020;382(14):1370–1.
- [2] Dharmayanti NPI, Nurjanah D. A review on coronaviruses: The infectious agent to animals and human. *Wartazoa Indonesian Bulletin Animal Veterinary Science*. 2020;30(1):1–14.

- [3] Cheng H-Y, Jian S-W, Liu D-P, Ng T-C, Huang W-T, Lin H-H. Contact tracing assessment of COVID-19 transmission dynamics in Taiwan and risk at different exposure periods before and after symptom onset. *JAMA Internal Medicine*. 2020;180(9):1156–63.
- [4] Heriana C, Suparman R, Rana S, Sukmanawati D. Determinants of tourism and HIV/AIDS incidence in West Java. *Kesmas Jurnal Kesehatan Masyarakat Nasional (National Public Heal Journal)*. 2018;12(4):153–8.
- [5] Sianipar R, Situmorang JMH, Goeltom VAH, Yulius KG. Factors influencing tourist satisfaction and revisit intention to Cibuntu tourist village during COVID-19 pandemic. *Jelajah Journal Tourism Hospital*. 2021;3(1):12–24.
- [6] Surendra H, Elyazar IRF, Djaafara BA et al. Clinical characteristics and mortality associated with COVID-19 in Jakarta, Indonesia: A hospital-based retrospective cohort study. *Lancet Reg Heal Pacific*. 2021;9:100108-100117.
- [7] Pan A, Liu L, Wang C et al. Association of public health interventions with the epidemiology of the COVID-19 outbreak in Wuhan, China. *Journal of the American Medical Association Network*. 2020;323(19):1915–23.
- [8] McMichael TM, Currie DW, et al. Epidemiology of Covid-19 in a long-term care facility in King County, Washington. *New England Journal Medicine*. 2020;382(21):2005–11.
- [9] Suleyman G, Fadel RA, Malette KM et al. Clinical characteristics and morbidity associated with coronavirus disease 2019 in a series of patients in metropolitan Detroit. *Journal of the American Medical Association Network Open*. 2020;3(6):e2012270–e2012270.
- [10] Valderas JM, Starfield B, Sibbald B, Salisbury C, Roland M. Defining comorbidity: Implications for understanding health and health services. *Annals Family Medicine*. 2009;7(4):357–63.
- [11] Setiati S, Azwar MK. COVID-19 and Indonesia. *Acta Medica Indonesiana*. 2020;52(1):84–9.
- [12] Gu T, Mack JA, Salvatore M et al. Characteristics associated with racial/ethnic disparities in COVID-19 outcomes in an academic health care system. *Journal of the American Medical Association Network Open*. 2020;3(10):e2025197–e2025197.